





**PHONG TRÀO THIẾU NHI THÁNH THỂ
VIỆT NAM TẠI HOA KỲ**
The Vietnamese Eucharistic Youth Movement in the USA

13 BASIC KNOTS



13. TAUT LINE HITCH

(NÚT CHẠY)

Also called a double half hitch. Used to increase or decrease the tautness on a tent. The advantage of the rope is that it only needs a short amount of rope and cannot be pigeon button.

Note: the rope loop will create more friction and therefore will be more secure, but the maximum number of loops should not exceed 10 rounds.

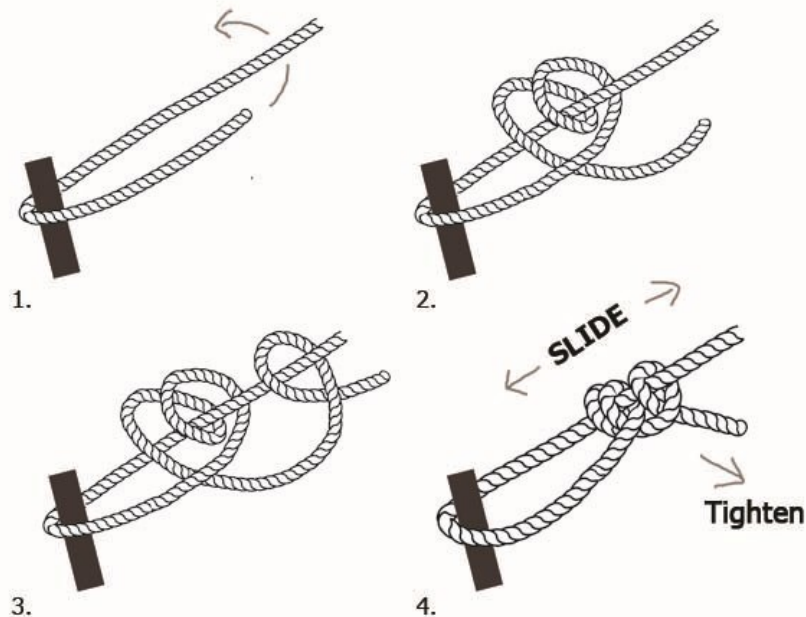
13 BASIC KNOTS

During natural activities and during training camps, Knots is a subject that is very beneficial for youth activities. We use specific knots depending on each of the knot's specific use. Nonetheless, there will be some tasks and situations, such as tying an object, where we can use more than one type of knot.


A knot is beneficial when:

1. Done correctly
2. Done quickly
3. Done securely
4. Done beautifully
5. Easily untied

Taut-line Hitch



HIKERS FOR LIFE




1. SINGLE KNOT AND DOUBLE KNOTS

(NÚT ĐƠN - NÚT ĐÔI)

A. Overhand Knot

Overhand knot is tied very tightly and hard to remove. As it is hard to untie, the overhand knot should be used when it will remain in its location for some time. The overhand knot is often used on the end of a rope to prevent the rope from unthreading or to act as a stopper... The rope used for water wells often uses an overhand knot.

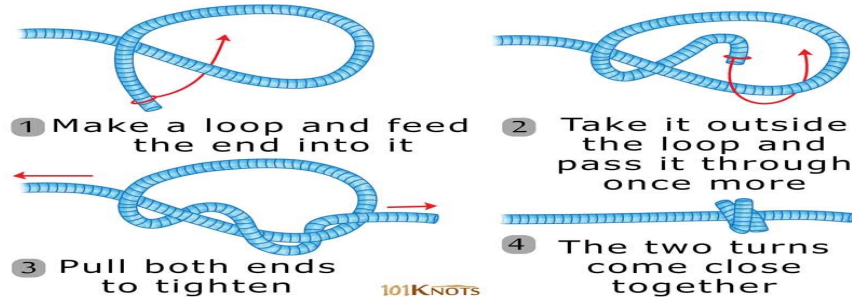
Usage: The overhand knot is tied on the end of a rope to act as a stopper knot to halt the rope from going through small holes. It is used as a hinge to pull an object.



B. Double Overhand Knot

Has the same use as the same overhand knot, but is more secure.

Double Overhand Knot Instructions



11. TIMBER HITCH

(NÚT KÉO GỖ)

Used to restrain pegs and nuts. This knot is relatively easy to make and to remove. This could also be at the start of the rope on a tree with the letter X.

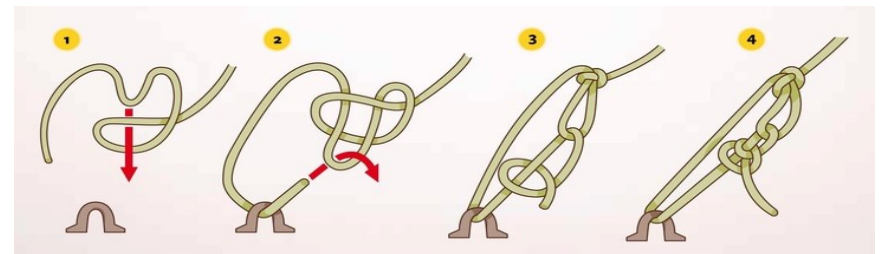
Usage: used to drag wood, to tie a hammock, and a clothesline.



12. TRUCKER'S HITCH KNOT

(NÚT BỜ CÂU)

Used to increase or decrease the amount of rope. Tie one end of the rope to a fixed object. About mid-way on the rope, tie a slippery half hitch to form a loop in the middle of the line. Make a wraparound another fixed point positive the end in point and feed free end through the loop. Using the loop as a pulley, pull down with a free end as tight as you can and secure the knot with two half hitches around one or both lines. This knot is used when setting up a tent and clamping force.

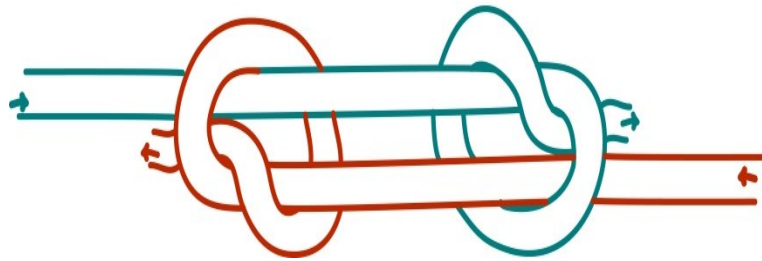


10. FISHERMAN'S KNOT

(NÚT NỐI CHỈ CÂU)

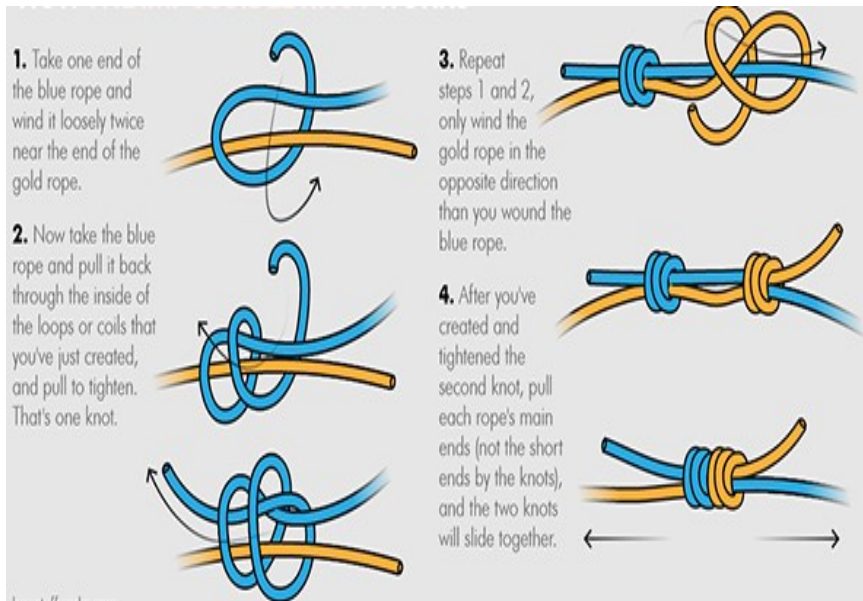
A. Fisherman's Knot

Used to connect the ends of two fishing reels, two smooth lines.



B. Double Fisherman's Knot

Similar to the fisherman's knot but is more secure because it contains an additional round.



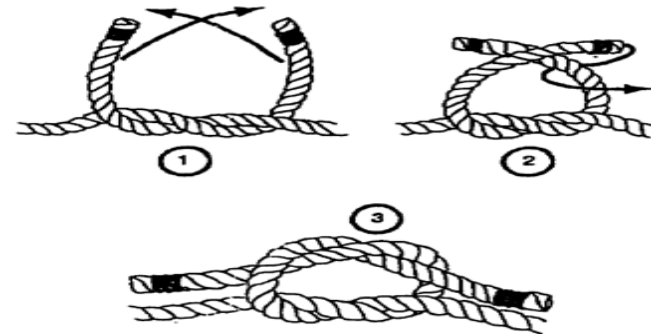
2. REEF KNOT AND GRANNY KNOT

(NÚT ĐỆT - NÚT BÒ)

A. Reef knot - Square Knot

A common knot that is used to connect two ropes which are equal in width.

Usage: used to secure goods, shoelaces, and on the end of first aid tape.

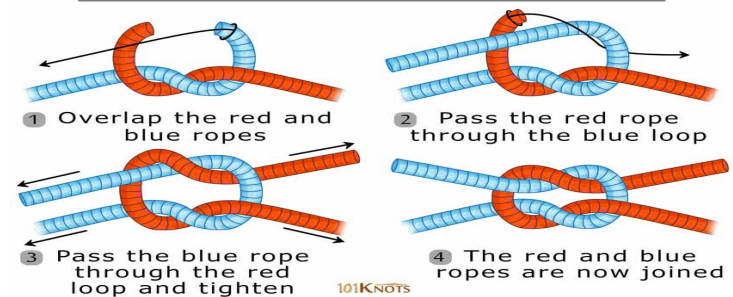


A. Granny Knot

This knot was discovered when the square knot was tied incorrectly. When this knot is completed, the ends of the two lines will split like the horns of a cattle.

Usage: used to secure goods and to make a barbed fence.

Granny Knot Instructions


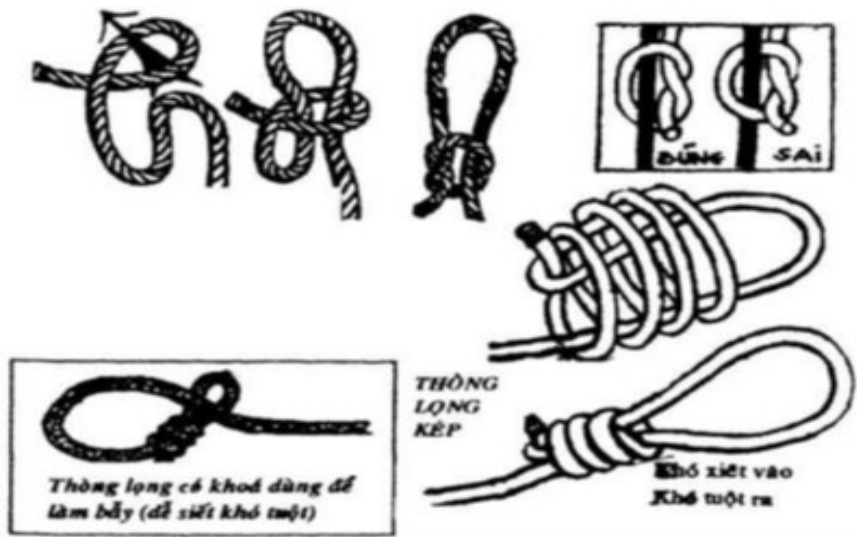


3. NOOSE KNOTS

(NÚT THÔNG LỌNG)

The noose knot is part of a group suspension knots used to suspend tightly an object.

Usage: used to secure animals, anchor a line, and to set up a tent ...



9. SHEET BEND

(NÚT THỢ DỆT)

A. Sheet Bend

Sheet bend (sheet bend, becket bend, weaver's knot và weaver's hitch) is a type of knot to connect two lines that are not of equal width.

Usage: used to join two ropes when setting up a tent, a woven net.



B. Closed Sheet Bend

Also, to make the knot more secure, a double sheet bend a double ring can be used.

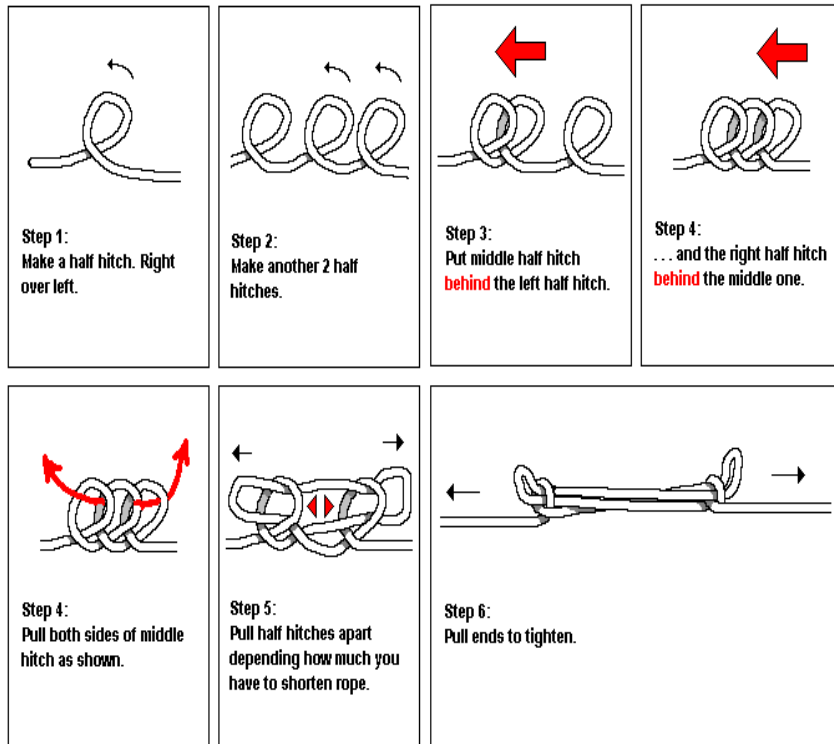


8. SHEEPSHANK KNOT (NÚT CHÂN CHÓ)

Sheepshank is a knot used that allows the line to be adjustable and shortened as needed.

Usage

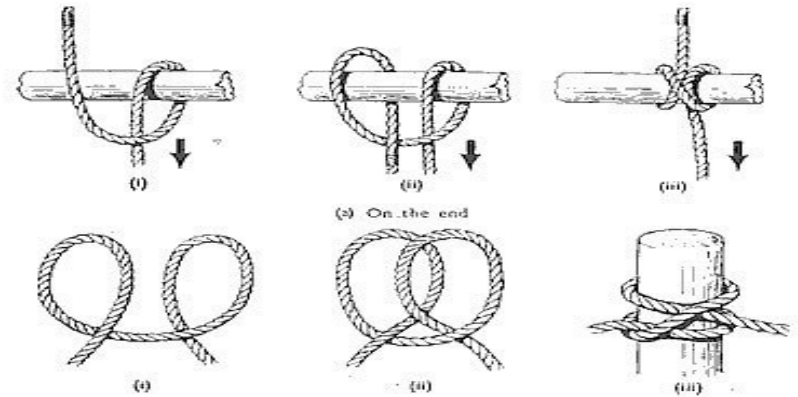
1. Sheepshank knot can be used to shorten lines and maintain a certain stretch on the line.
2. This knot is convenient since the line will not have to be cut short.
3. Sheepshank knot can be used to secure items on a truck, tractor or wagon, in addition to yachts.



4. CLOVE HITCH (NÚT THUYỀN CHÀI)

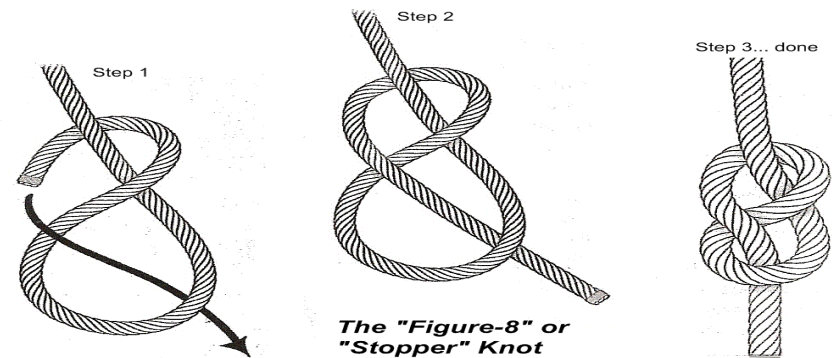
The clove hitch is also known as a boatman's knot as it is used to anchor a boat to shore.

Usage: used in setting up tents and is the first knot of a line on a tree.



5. FIGURE EIGHT KNOT (NÚT SỐ 8)

Usage: used at the end of a rope as a ladder.



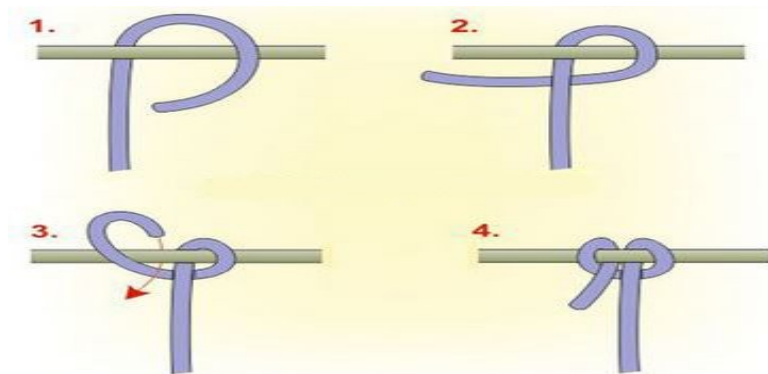
6. LARK'S HEAD HITCH OR COW HITCH

(NÚT SƠN CÁ)

A. Cow Hitch

This knot is also known as a lark's head hitch and is hanging part of a group of suspension knots. The knot is used to hang an object on a horizontal beam.

Usage: used to hang a swing, pull and suspend bundles of firewood, building a flagstaff, to tie elastic, as decorative weaving, or a bracelet ...



B. Lark's Head Double

The lark's head double makes the knot more secure.



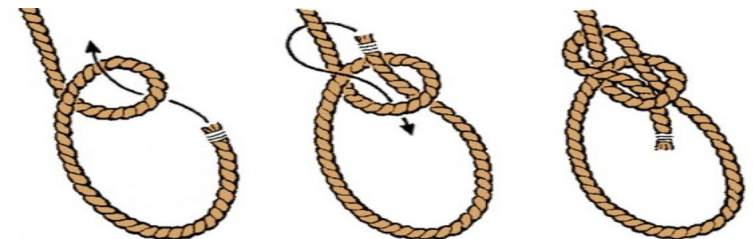
7. BOWLINE KNOT

(NÚT GHẾ ĐƠN)

Bowline or an untightened noose knot (bowline) is a knot that creates a fixed circle (see picture). It is often used when tying rope around a person or object without concern that the rope will slip and will tighten.

Usage

1. Makes a circle fixed at the top of the rope without concern that the rope will move up or down.
2. Used to pull people from the bottom to top.
3. Thrown to the drowning individual to pull them back to shore.
4. Used as a safety knot as a climbing line up a mountain or when working in a high location.



How to make an arm chair knot with one hand

